

**RIDUTTORI E MOTORIDUTTORI
SEMPLICI**

**SINGLE GEARBOXES AND
GEARED MOTORS**

**EINZELGETRIEBE UND
-GETRIEBEMOTOREN**

**RÉDUCTEURS ET
MOTORÉDUCTEURS SIMPLÉS**

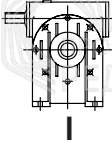
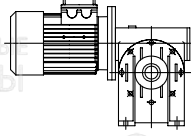
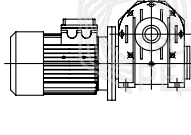
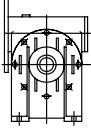
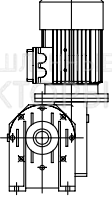
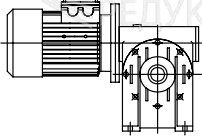
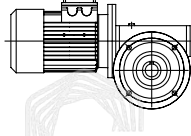
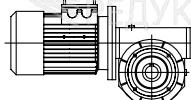
**REDUCTORES Y MOTORREDUC-
TORES SIMPLÉS**

**REDUCTORES E MOTORREDU-
TORES SIMPLÉS**

DESIGNAZIONE

CONFIGURATION

TYPENBEZEICHNUNGEN

Tipo Type Typ	Grandezza Size Größe	i	PAM	Ø albero lento (mm) Ø output shaft (mm) Ø Abtriebwelle (mm)	Versione Version Ausführung	Pos. di mont. Mount. pos. Einbaulage	Altre indicaz. Other indicat. Weitere Angaben
I	60	30	19/200	25	FP	B3	
	25	7,5					
	30	10				B3	
	40	15				A PBR-A ⁽¹⁾ V5	
	50	20				B	B8
	60	25					V6
	70	30					
MI (PAM)	80	40				V	B6
	90	50				PBR-V ⁽¹⁾	B7
	110	60				F	
MI (con motore) (with motor) (mit Motor)	130	80				FBR FBM FBML	
	150	100				FP	
	175						

⁽¹⁾ Piede riportato su versione FP (solo per le grandezze 40 e 50)

⁽¹⁾ Foot for FP version (for sizes 40 and 50 only).

⁽¹⁾ Fuß für die Ausführung FP (nur für die Größen 40 und 50).

DESIGNAZIONE MOTORE

CONFIGURATION MOTOR

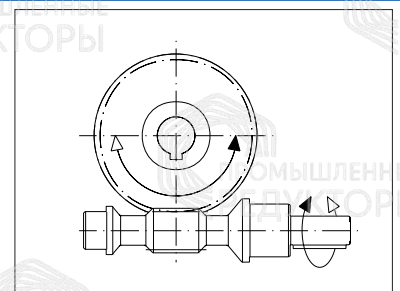
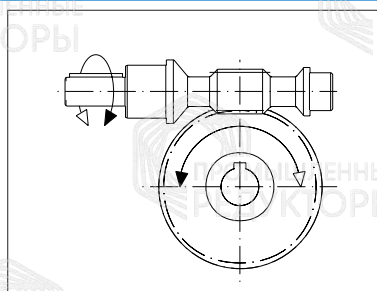
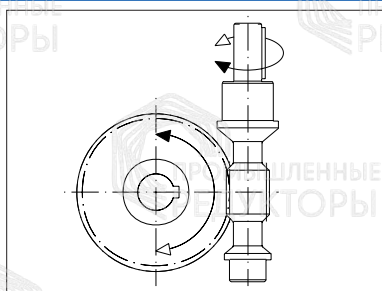
TYPENBEZEICHNUNGEN MOTOREN

Grandezza Size Größe	kW	Tensione / frequenza Tension / frequency Spannung / Frequenz	Poli Poles Polzahlen	Forma costruttiva Type Bauform	Protezione Protection Schutzart	Classe di isolamento Insulation class Isolationsklasse	Altre indicaz. Other indicat. Weitere Angaben
71/A	0,25	230/400/50	4	B5	IP 55	F	

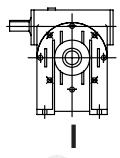
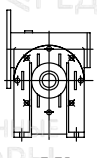
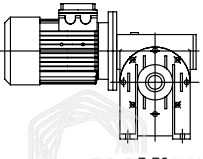
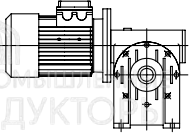
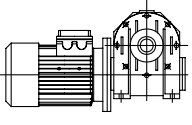
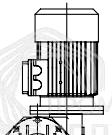
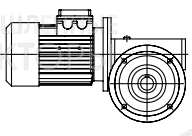
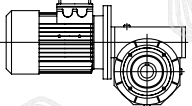
SENSO DI ROTAZIONE

DIRECTION OF ROTATION

DREHRICHTUNG



FR DÉNOMINATION	ES DENOMINACIÓN	PT CONFIGURAÇÃO
-----------------	-----------------	-----------------

Type Tipo Tipo	Taille Tamaño Tamanho	i	PAM	∅ arbre petite vitesse (mm) ∅ eje lento (mm) ∅ eixo de saída (mm)	Version Versión Versão	Pos. de mont. Pos. de mont. Pos. de mont.	Autres indic. Other indicat. Outras indicaç.	
 I  MI (PAM)  MI (avec moteur) (con motor) (com motor)	60	30	19/200	25	FP	B3		
	25	7,5						
	30	10			 A PBR-A ⁽¹⁾	B3 V5		
	40	15						
	50	20			 B	B8 V6		
	60	25						
	70	30			 V PBR-V ⁽¹⁾	B6 B7		
	80	40						
	90	50						
	110	60			 F FBR FBM FBML			
130	80							
150	100			 FP				
175								

⁽¹⁾ Pied reporté sur la version FP (seulement pour les tailles 40 et 50).

⁽¹⁾ Pie indicado para versión FP (solo para los tamaños 40 y 50)

⁽¹⁾ Pé presente na versão FP (apenas para os tamanhos 40 e 50)

FR DÉNOMINATION MOTEUR	ES DENOMINACIÓN MOTOR	PT CONFIGURAÇÃO DO MOTOR
------------------------	-----------------------	--------------------------

Taille Tamaño Tamanho	kw	Tension / fréquence Tensión / Frecuencia Tensão / frequência	Pôles Polos Pólos	Forme de construction Forma constructiva Forma de construção	Protection Protección Proteção	Classe d'isolation Clase de aislamiento Classe de isolamento	Autres indic. Otras indicac. Outras indicaç.
71/A	0,25	230/400/50	4	B5	IP 55	F	

FR SENS DE ROTATION	ES SENTIDO DE ROTACIÓN	PT SENTIDO DE ROTAÇÃO
---------------------	------------------------	-----------------------

